



AGRICULTURAL  
SOCIAL INSURANCE FUND



**KRUS in figures  
2017–2019**



Ladies and gentlemen,

I am presenting you with a short brochure that contains the most important data showing the scale of the tasks performed by the Agricultural Social Insurance Fund in the years 2017–2019. I would especially like to draw your attention to the information on the prevention activities of KRUS. We have much reason to be satisfied as we have seen a significant drop in the number of accidents in recent years. This is a re-

sult of the increased awareness of threats in agriculture and the consistent implementation of preventive goals by our local units. These activities are also strengthened by the Fund's participation in the International *Vision Zero* campaign. Ensuring safety and proper working and living conditions is a reasonable investment in the future and a guarantee of the farm's success.

I hope that this publication will contribute to a better understanding of our institution and the idea of a separate system of social insurance for farmers.

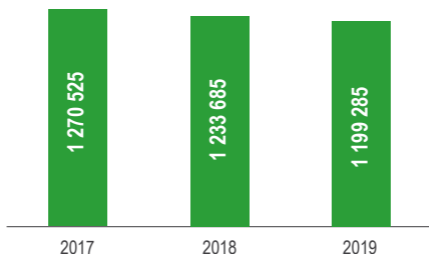
More information about our current initiatives can be found on our website: [www.krus.gov.pl](http://www.krus.gov.pl).

I encourage you to read the content of the brochure.

President  
Agricultural Social Insurance Fund

A handwritten signature in blue ink, which appears to read "Hadzik".

dr Aleksandra Hadzik

**Total insured\***

\* end of year status

**Insured by status**

	2017	2018	2019
Total number of insured, including:	1 270 525	1 233 685	1 199 285
number of farmers	766 103	739 973	717 213
number of spouses	344 436	332 419	320 952
number of household members	153 111	152 896	152 054
number of farmers' helpers		872	809
the number of carers of the disabled	6 862	7 512	8 241
number of family members caring for a child	13	13	16

**Number of insured by voivodeship**

Voivodeship	Number of insured end of 2019	Percentage share of total number of insured
dolnośląskie	41 990	3,5
kujawsko-pomorskie	65 233	5,4
lubelskie	152 692	12,7
lubuskie	14 586	1,2
łódzkie	95 447	8,0
małopolskie	140 220	11,7
mazowieckie	168 092	14,0
opolskie	26 430	2,2
podkarpackie	87 980	7,3
podlaskie	83 296	6,9
pomorskie	39 786	3,3
śląskie	33 995	2,8
świętokrzyskie	66 872	5,6
warmińsko-mazurskie	41 829	3,5
wielkopolskie	116 164	9,7
zachodniopomorskie	24 673	2,1
<b>Total</b>	<b>1 199 285</b>	

## Number of insured by age and gender\*

Age (years)	2017			2018			2019		
	Total	Women	Men	Total	Women	Men	Total	Women	Men
Above 66	3 384	1 177	2 207	3 838	1 228	2 610	4 086	1 273	2 813
61-66	52 230	7 201	45 029	50 395	6 270	44 125	58 268	5 775	52 493
55-60	198 886	79 537	119 349	204 767	82 736	122 031	204 138	86 515	117 623
49-54	247 639	128 216	119 423	238 683	124 255	114 428	230 381	120 382	109 999
43-48	244 893	130 354	114 539	239 160	126 870	112 290	233 191	123 129	110 062
37-42	215 301	113 503	101 798	203 534	106 773	96 761	192 625	100 583	92 042
31-36	161 020	80 810	80 210	152 804	76 121	76 683	143 494	70 767	72 727
25-30	104 444	44 180	60 264	99 457	41 557	57 900	94 326	38 954	55 372
19-24	42 380	13 006	29 374	40 732	12 119	28 613	38 506	11 187	27 319
0-18	348	104	244	315	120	195	270	104	166
<b>Total</b>	<b>1 270 525</b>	<b>598 088</b>	<b>672 437</b>	<b>1 233 685</b>	<b>578 049</b>	<b>655 636</b>	<b>1 199 285</b>	<b>558 669</b>	<b>640 616</b>

\* end of year status

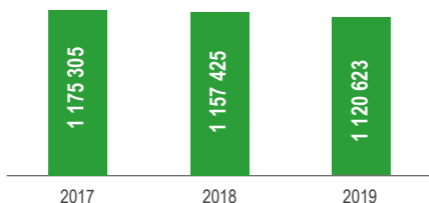
### The insured divided into agricultural production carried out on agricultural land and special departments of agricultural production<sup>1)</sup>

Number of conversion hectares	2017	2018	2019
0,0000–1,0000 <sup>2)</sup>	159 452	152 498	147 863
1,0001–10,0000	812 804	788 173	764 513
10,0001–50,0000	270 497	264 939	258 883
50,0001–150,0000	20 744	21 268	21 446
150,0001–300,0000	2 330	2 365	2 420
300,0001 or more	692	670	637
independent special departments	4 006	3 772	3 523
<b>Total <sup>2) 3)</sup></b>	<b>1 270 525</b>	<b>1 233 685</b>	<b>1 199 285</b>

1) end of year status

2) including persons who have ceased agricultural activity in accordance with the Act on farmers' social insurance

3) including farmer's helpers who provide harvest aid covered by insurance social welfare of farmers from May 18, 2018

**Total beneficiaries\***

\* monthly average

**Beneficiaries by voivodeship<sup>1)</sup>**

Voivodeship	Average monthly number of beneficiaries in 2019	Percentage share of the total number of beneficiaries
dolnośląskie	42 511	3,8
kujawsko-pomorskie	74 591	6,7
lubelskie	144 429	12,9
lubuskie	15 642	1,4
łódzkie	95 953	8,6
małopolskie	93 795	8,4
mazowieckie	172 043	15,4
opolskie	23 042	2,1
podkarpackie	66 104	5,9
podlaskie	80 781	7,2
pomorskie	35 950	3,2
śląskie	33 222	3,0
świętokrzyskie	61 382	5,5
warmińsko-mazurskie	40 934	3,7
wielkopolskie	114 970	10,3
zachodniopomorskie	24 383	2,2
<b>Total<sup>2)</sup></b>	<b>1 120 623</b>	

1) monthly average

2) including beneficiaries:

- with pensions financed by KRUS from the Old-Age and Disability Pension Fund (FER), and paid by the Ministry of National Defense, Ministry of the Interior and Administration, and the Ministry of National Defense
- with agricultural benefits in the amount of 50% due to employee benefits concurrent with foreign benefits (GBRZ)
- with parental supplementary benefits introduced in 2019

**Beneficiaries by benefits<sup>1)</sup>**

	2017	2018	2019
Old-age pensions <sup>2)</sup>	918 433	914 389	883 920
Disability pensions	212 415	199 694	194 056
Family pensions <sup>3)</sup>	44 334	43 233	42 551
GBRZ <sup>4)</sup>	123	109	96
<b>Overall</b>	<b>1 175 305</b>	<b>1 157 425</b>	<b>1 120 623</b>

1) monthly average

2) together with pensions financed by KRUS from the Old-Age and Disability Pension Fund (FER) paid out by the Ministry of National Defense, Ministry of Interior and Administration, Ministry of Justice and with supplementary parental benefits introduced in 2019

3) including social pensions

4) agricultural benefits in the amount of 50% due to the entitlement to employee benefits concurrent with foreign benefits (GBRZ)

**Old-age and disability pensions by gender**

	Sex	2017	2018	2019
Old-age pension recipients	M	273 371	272 651	265 074
	K	647 339	627 394	605 074
Disability pension recipients	M	108 865	104 145	100 991
	K	96 805	92 802	89 913
<b>Total</b>		<b>1 126 380</b>	<b>1 096 992</b>	<b>1 061 052</b>



## Old-age and disability pensioners by age\*

Old-age pensioners			
Age (in years)	2017	2018	2019
55–59	33 302	28 638	13 445
60–64	127 361	126 759	101 234
65–69	175 047	173 501	167 997
70–74	140 354	148 019	157 605
75–79	135 188	126 348	128 884
80–99	308 586	295 983	300 007
100 or more	872	797	976
Disability pensioners			
Age (in years)	2017	2018	2019
29 i mniej	388	340	255
30–39	4 438	3 971	3 084
40–49	21 533	20 024	16 196
50–54	26 660	24 450	20 570
55–59	53 296	48 760	39 513
60–64	60 465	58 202	58 736
65 or more	38 890	41 200	52 550

\* end of year status

## Expenditure on old-age and disability benefits<sup>1)</sup> (in PLN)

	2017	2018	2019
Old-age pensions <sup>2)</sup>	13 464 466,9	13 632 112,5	14 713 919,9
Disability pensions	2 713 987,0	2 631 427,0	2 926 826,3
Family pensions <sup>3)</sup>	745 217,0	775 520,5	878 577,2
Other benefits <sup>4)</sup>	767,0	716,8	659,0
<b>Total</b>	<b>16 924 437,9</b>	<b>17 039 776,8</b>	<b>18 519 982,4</b>

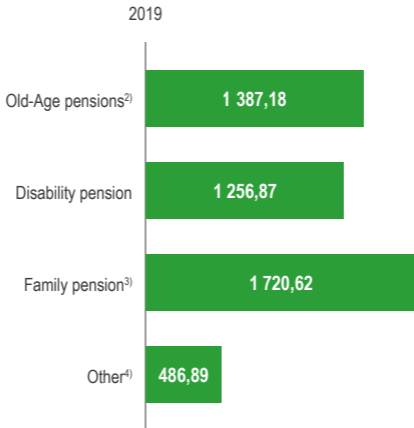
1) including payments from other insurance systems in the event of overlapping of entitlements

2) together with pensions financed by KRUS from the Old-Age and Disability Pension Fund (FER) paid by the Ministry of National Defense, Ministry of Interior and Administration, the Ministry of Justice and supplementary parental benefits and one-off cash benefits introduced in 2019

3) including social pensions

4) including agricultural benefits in the amount of 50% due to the entitlement to employee benefits concurrent with foreign benefits (GBRZ)

## Average old-age disability benefit in PLN<sup>1)</sup>

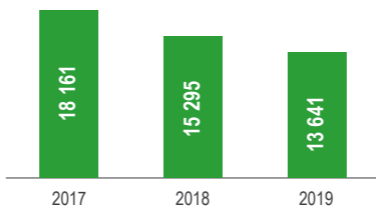
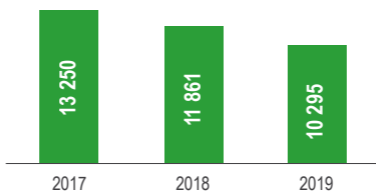
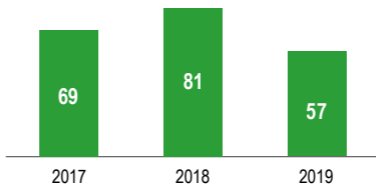


1) including payments from other insurance systems in the event of overlapping of entitlements

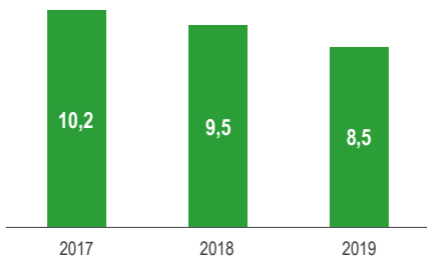
2) together with pensions financed by KRUS from the Old-Age and Disability Pension Fund (FER) paid by the Ministry of National Defense, Ministry of Interior and Administration, the Ministry of Justice and supplementary parental benefits and one-off cash benefits introduced in 2019

3) including social pensions

4) agricultural benefits in the amount of 50% due to the entitlement to employee benefits coinciding with foreign benefits (GBRZ)

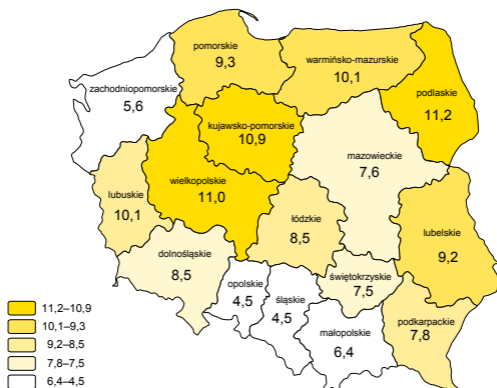
**Incidents reported as accidents (accidents in agriculture)****Accidents in agriculture resulting in the payment of one-off compensation for health impairment or death****Fatal accidents in agriculture resulting in the payment of one-off compensation**

## Accident rate\*



\* number of accidents resulting in the payment of one-off compensation per 1000 insured

## Accident rate in 2019\*



\* number of accidents resulting in the payment of one-time compensation per 1,000 insured by voivodship

### Structure of accidents during agricultural work resulting in one-off compensation payment by event group

	2017	2018	2019
Person falling (group 02)	6 653	5 711	4 975
Object falling (group 03)	908	779	674
Contact with sharp hand tools and other sharp objects (group 04)	621	551	472
Person hit or crushed by items being transported mechanically or manually (group 05)	217	241	193
Person run over, hit, or grabbed by a moving vehicle (group 06)	235	234	145
Person caught or hit by a moving part of a machine (group 07)	1 548	1 459	1 222
Person hit, crushed or bitten by an animal (group 08)	1 486	1 330	1 236
Fire, explosion, natural forces (group 09)	84	78	54
Result of extreme temperatures (group 10)	80	58	60
Result of harmful materials (group 11)	9	15	8
Sudden illness (group 12)	123	106	108
Other events (group 13)	1 286	1 299	1 148
<b>Total</b>	<b>13 250</b>	<b>11 861</b>	<b>10 295</b>

### One-off accident compensations paid

	2017	2018	2019
Number of benefits	13 621	12 312	10 571
Payout amount in PLN	66 406 978	69 221 921	63 429 654

## Occupational diseases for which one-off compensation was granted

Disease entity or group	2017	2018	2019
Acute or chronic poisoning or their sequelae caused by chemical substances	0	0	0
Bronchial asthma	14	11	12
Chronic obstructive bronchitis	0	0	0
Extrinsic alveolitis	14	12	16
Allergic rhinitis	4	1	3
Skin diseases	4	5	4
Chronic diseases of the musculoskeletal system caused by work	2	6	3
Chronic diseases of the peripheral nervous system caused by work	2	2	1
Malignant tumor	0	0	0
Puncture of the nasal septum with a corrosive substance	0	0	0
Bilateral permanent cochlear hearing loss	0	1	1
Diseases of the visual system caused by physical, chemical and biological factors	0	0	1
Infectious diseases, including:	253	299	296
lyme disease	232	282	282
brucellosis	0	0	0
tick-borne meningitis	16	14	12
aspergillosis	0	0	0
ocular toxoplasmosis	1	0	0
toxocarosis	1	0	1
echinococcosis of the liver	2	0	1
tularemia	1	0	0
listeriosis	0	1	0
yersiniosis	0	1	0
bartolenosis	0	1	0
<b>Total</b>	<b>293</b>	<b>337</b>	<b>337</b>

## Prevention activities

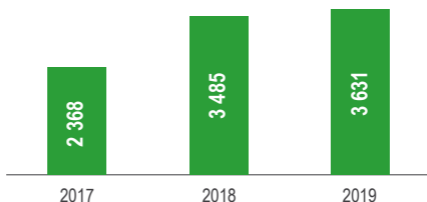
	Number of activities			Number of participants		
	2017	2018	2019	2017	2018	2019
Training	4 480	4 870	4 635	157 220	194 014	167 675
Competitions	2 341	2 514	3 239	88 187	89 097	116 389
Stands	974	1 089	1 362	111 232	112 245	159 049
Shows	1 986	2 152	2 561	72 653	72 135	76 529
Farm inspections, field work visits*	NDA	NDA	NDA	2 009	10 426	13 557

\* number of farms

## The leading KRUS competitions

	2017	2018	2019
National Competition "Safe Farm"			
Number of farms	1 021	1 087	1 153
National Art Competition for Children "Safe in the Country"			
Number of participants	36 774	36 116	49 574
Number of schools	2 797	2 987	3 597

## Costs of prevention activities (in PLN)

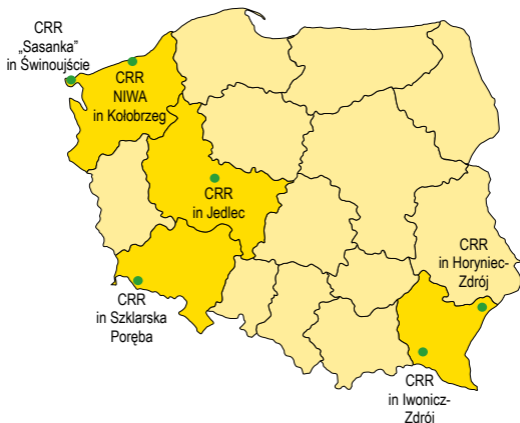




## Number of farmers referred for medical rehabilitation

	2017	2018	2019
Number of farmers referred for medical rehabilitations due to:			
musculoskeletal system	14 231	14 587	14 461
circulatory system	899	897	899
Outpatient rehabilitation	8	10	11
Number of children referred for therapeutic rehabilitation	1 181	1 179	1 176
Total amount of expenses incurred for rehabilitation in PLN	31 986 893,71	33 008 538,09	34 983 734,29

## KRUS Farmers Rehabilitation Centres



## Decisions in first-time disability pension cases by the most common groups of diseases

Disease groups*	2017	2018	2019
Cardiovascular disease, incl:	3 753	2 924	2 708
hypertensive disease	578	386	319
ischemic heart disease	1 153	940	813
Diseases of the osteoarticular system	4 921	4 215	3 931
Mental and behavioral disorders	1 932	1 556	1 397
Tumours	2 547	2 353	2 212
Injury, poisoning and the effects of external factors	1 145	1 034	1 064
Nervous system diseases	1 574	1 164	1 097
Respiratory system diseases	577	362	423
Digestive system diseases	339	293	311
Diseases of the genitourinary system	174	138	147
Infectious and parasitic diseases, including:	125	131	89
tuberculosis	30	46	21
Diseases of the skin and subcutaneous tissue	74	63	69
Diseases of the eye and eye appendages	b.d.	190	207
Other diseases	803	493	473

\* according to the International Statistics for the Classification of Diseases and Health Problems - Tenth Revision of ICD-10 3-character categories

## Decisions in repeated disability pension cases by the most common groups of diseases

Disease groups*	2018	2019
Cardiovascular disease, incl:	10 769	9 249
hypertensive disease	2 063	1 543
ischemic heart disease	3 627	3 119
Diseases of the osteoarticular system	12 821	11 754
Mental and behavioral disorders	7 238	6 460
Tumours	4 227	3 797
Injury, poisoning and the effects of external factors	3 027	2 661
Nervous system diseases	4 335	3 866
Respiratory system diseases	1 919	1 596
Digestive system diseases	748	710
Diseases of the genitourinary system	470	419
Infectious and parasitic diseases, including:	232	196
tuberculosis	44	28
Diseases of the skin and subcutaneous tissue	288	221
Diseases of the eye and eye appendages	743	647
Other diseases	2 078	1 787

\* according to the International Statistics for the Classification of Diseases and Health Problems - Tenth Revision of ICD-10 3-character categories



AGRICULTURAL  
SOCIAL INSURANCE FUND

## KRUS Regional Branches



[www.krus.gov.pl](http://www.krus.gov.pl)

Prepared by:

**Office of Communication and International Cooperation**

on the basis of statistical data of the Agricultural Social Insurance Fund.

Agricultural Social Insurance Fund - Headquarters

al. Niepodległości 190, 00-608 Warsaw