









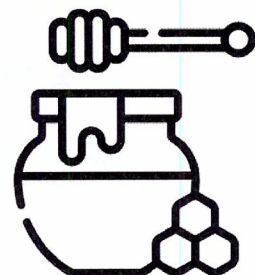




# Pomóż Krzysiowi odnaleźć drogę do ekologicznego jabłka.







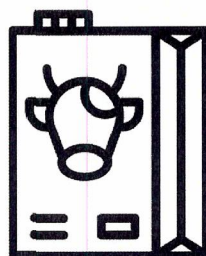

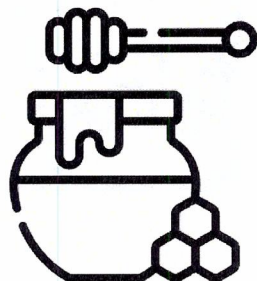


**Krzyś dba o swoje zdrowie.  
Co zrobił Krzyś zanim zjadł jabłko?  
Zakreśl czynności czerwoną pętlą.**



**Połącz w pary pasujące rysunki.**












**Znajdź w każdym rzędzie  
po dwa rysunki, które do siebie pasują  
i wytłumacz swój wybór.  
Pokoloruj pasujące rysunki.**



**Jaki obrazek będzie następny?**

**Narysuj go.**



**Nazwij wszystkie warzywa i owoce, które widzisz  
i pokoloruj je. Zaznacz wszystkie warzywa  
niebieską pętlą, a wszystkie owoce zieloną pętlą.  
Wymień inne warzywa i owoce, które znasz,  
a których nie ma na rysunkach.**

