



Annual Report on Migration and Asylum 2020

European
Migration Network

June 2021

**STATISTICAL
ANNEX**



Explanatory Note

This statistical annex to the 2020 EMN Annual Report on Migration and Asylum provides an overview of relevant statistics. Part 1 was produced by the Knowledge Centre on Migration and Demography (KCMD) and compiles relevant Eurostat data for the EU and Norway organised in nine thematic areas, covering the period 2017-2020. 2020 data was not available at the time of publication for certain datasets, in which case the period 2017-2019 is covered. A 'How to Read' Guide, prepared by the KCMD, is available on the EMN website [here](#). Part 2 consists of complementary national data otherwise not available on Eurostat, provided by EMN National Contact Points (NCPs) in the framework of the EMN Annual Report.

Please note that the publication of this statistical annex comes later than the 2020 EMN Annual Report on Migration and Asylum due to the timeline of the publication of Eurostat data.

Contents

1. PART 1: EUROSTAT DATA ON MIGRATION AND ASYLUM IN THE EU AND NORWAY.....	4
2 PART 2: NATIONAL DATA.....	5
2.1 Unaccompanied minors and other vulnerable groups	5
2.2 Visa policy	6
2.3 Trafficking in human beings	8
2.4 Return	14



GENERAL NOTES

This four-page statistical annex presents relevant migration-related data organised in up to nine thematic sections - depending on data availability. The dashboard-like layout of the annex allows comparability across countries as well as simultaneous visualisation of different indicators.

Data are provided for the latest available year or the latest available four-year period. For some indicators, data are rounded in the source. The sum of percentages or of individual values might not add up to 100 or to the total value. This is due to rounding and confidence intervals in the original data.

A How to Read guide, describing each chart and reporting the sources, is available on the EMN website.

COLOUR LEGEND

Whenever not specified, the following colour legend is adopted. Colours for multiple nationalities are randomly chosen.

■ data relative to the EU (2020 composition) + Norway

LEGAL MIGRATION AND MOBILITY

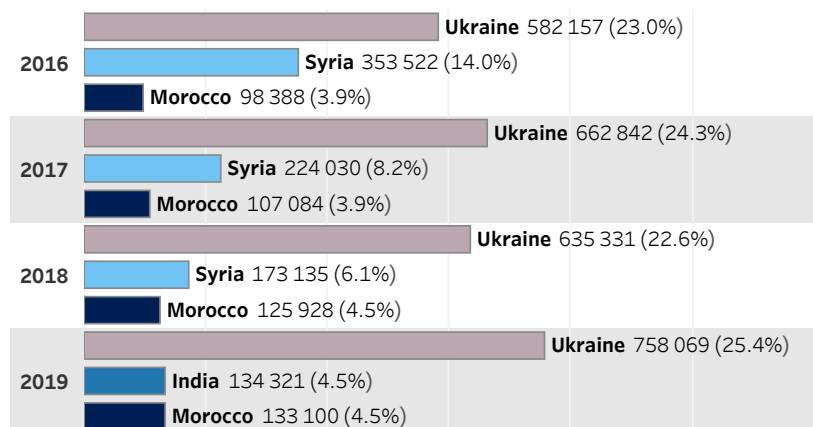
Third-Country Nationals (TCNs) as % of total population

SOURCE: Eurostat (migr_pop1ctz)

Year	% of total population	Number of TCNs
2017	4.5%	20 161 168
2018	4.7%	21 121 255
2019	4.8%	21 862 896
2020	5.1%	23 108 032

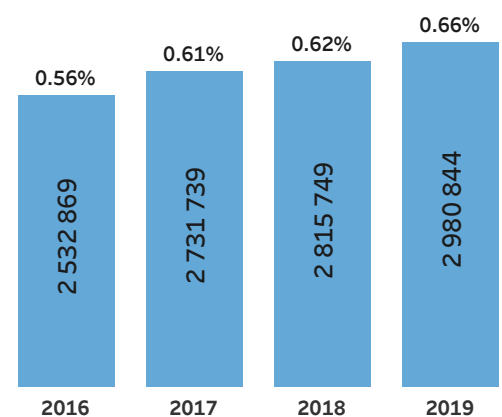
Top 3 nationalities of number of first residence permits annually issued: number of permits and % of total annual permits

SOURCE: Eurostat (migr_resfirst)



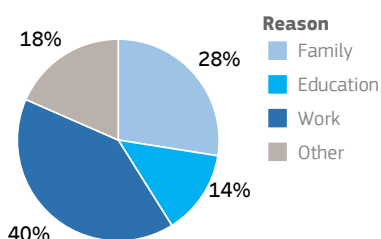
First residence permits annually issued: total number and % of total population

SOURCE: Eurostat (migr_resfirst)



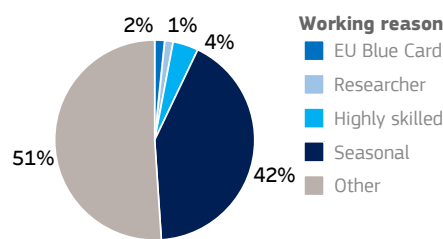
First residence permits annually issued by reason in 2019

SOURCE: Eurostat (migr_resfirst)



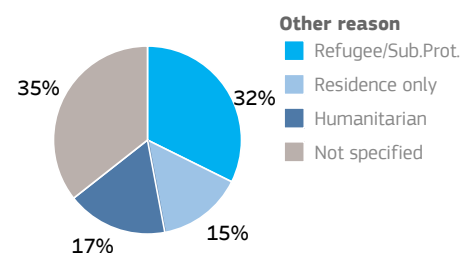
First residence permits annually issued for work reasons in 2019

SOURCE: Eurostat (migr_resocc)



First residence permits annually issued for 'other reasons' in 2019

SOURCE: Eurostat (migr_resoth)

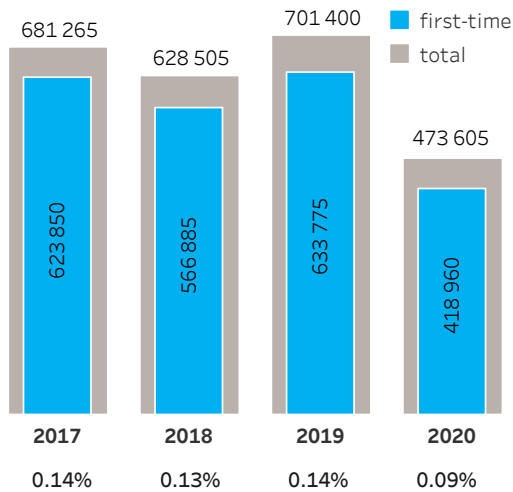




INTERNATIONAL PROTECTION INCLUDING ASYLUM

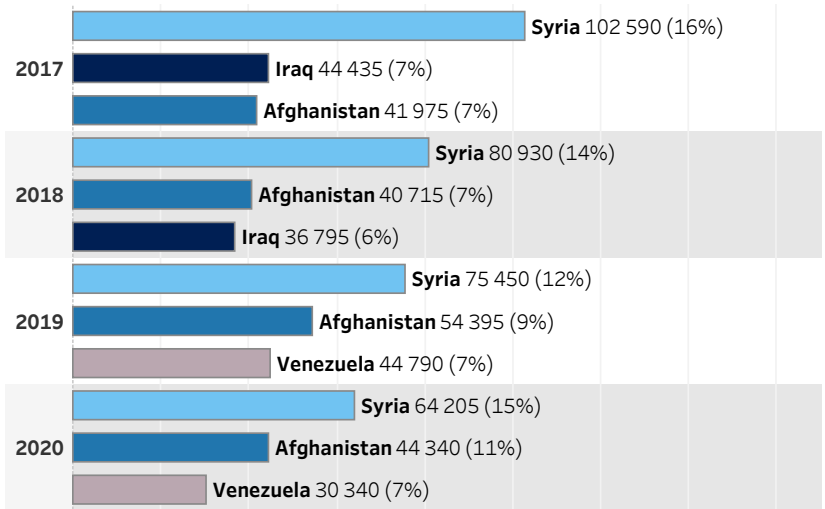
Total/first-time asylum applications; first-time asylum applications as % of total population

SOURCE: Eurostat (migr_asyappctza, migr_pop1ctz)



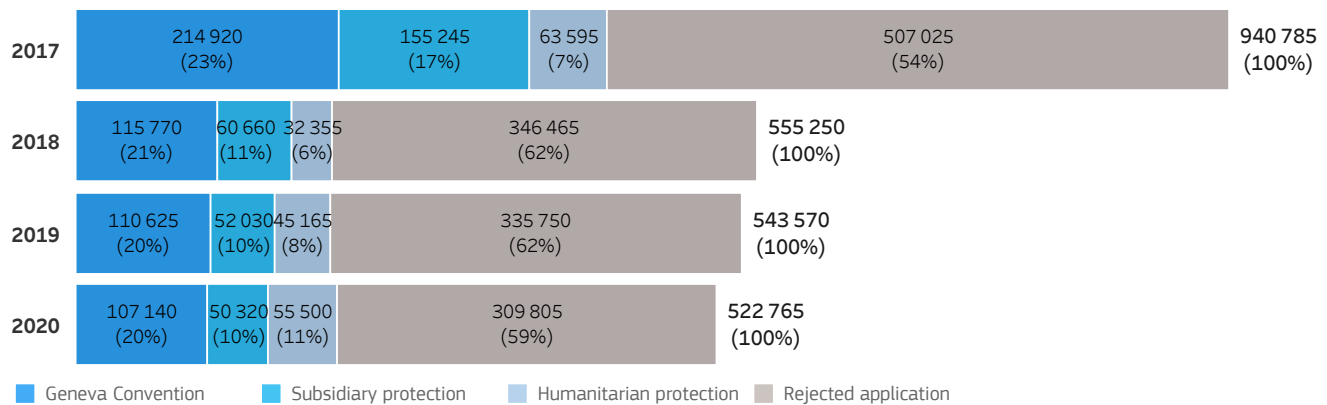
Top 3 nationalities of annual number of first-time asylum applications: number of applications and % of total first-time annual applications

SOURCE: Eurostat (migr_asyappctza)



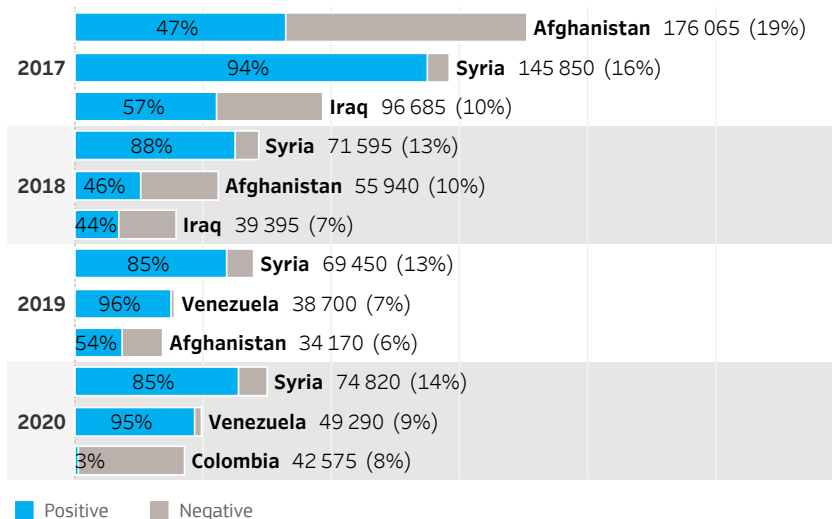
Number of first-instance asylum decisions by outcome (% of total decisions)

SOURCE: Eurostat (migr_asydcfsta)



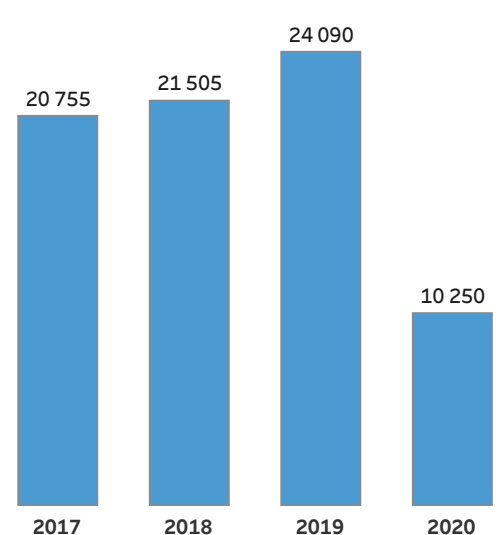
Top 3 nationalities of annual number of first-instance decisions: number of decisions (% of total decisions in the country) and % of positive outcome

SOURCE: Eurostat (migr_asydcfsta)



Third-Country Nationals resettled: absolute number

SOURCE: Eurostat (migr_asyresa)

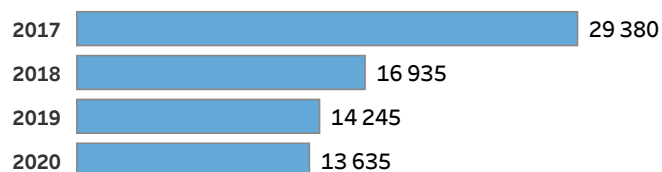




UNACCOMPANIED MINORS

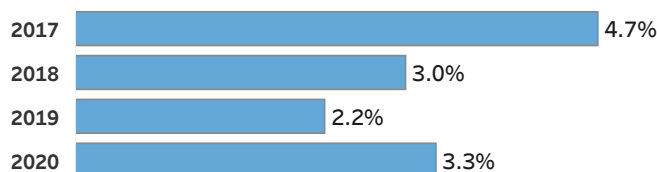
Unaccompanied minors applying for asylum

SOURCE: Eurostat (migr_asyunaa)



Unaccompanied minors as % of first asylum applications

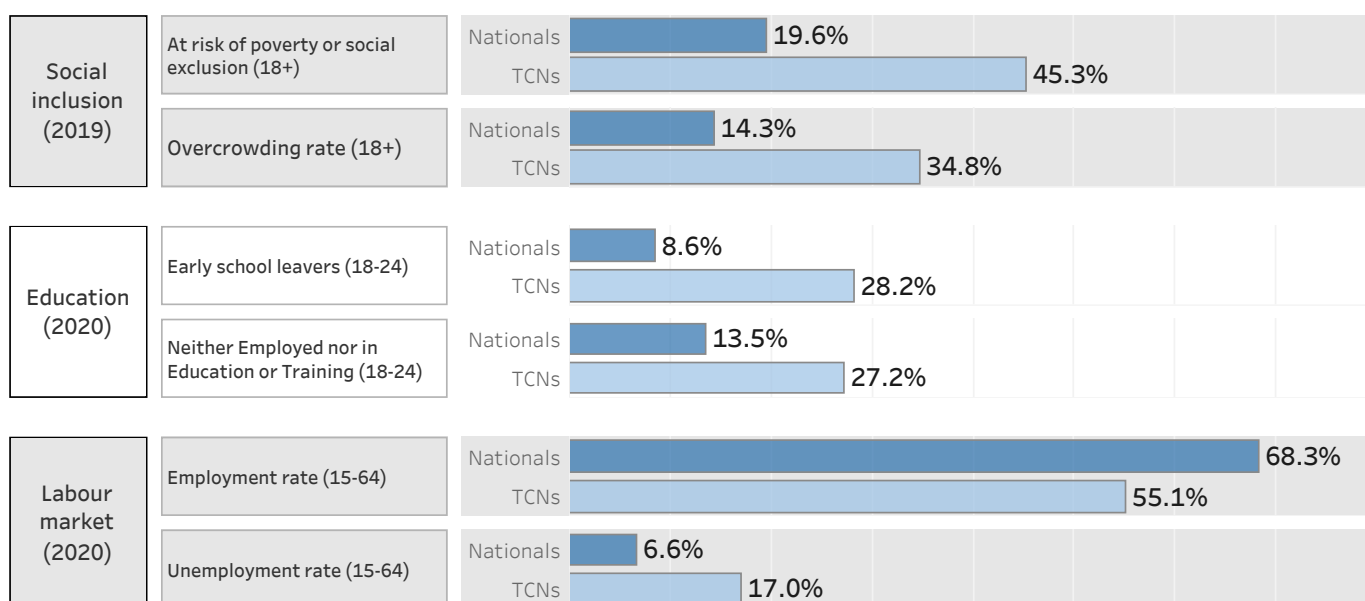
SOURCE: Eurostat (migr_asyunaa)



INTEGRATION

Integration indicators for nationals of the country (blue) and Third-Country Nationals (TCNs - light blue) in the country (when available). Data are relative to the last available year and refer to EU27 only.

SOURCE: Eurostat (ilc_peps05, ilc_lvho15, edat_lfse_01, edat_lfse_23, lfsa_ergan, lfsa_urgan)



CITIZENSHIP AND STATELESSNESS

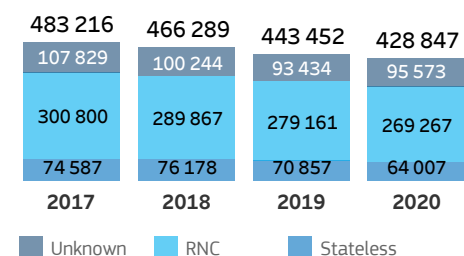
Third-Country Nationals who have acquired citizenship in absolute number

SOURCE: Eurostat (migr_acq)



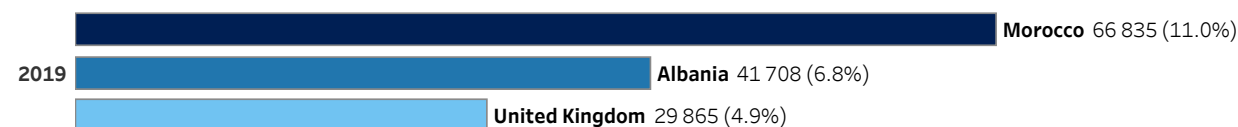
Stateless, unknown citizens and recognised non-citizens (RNC)

SOURCE: Eurostat (migr_pop1ctza)



Top 3 nationalities by number of citizenship acquisition in 2019: absolute number and % of total acquisitions by Third-Country Nationals

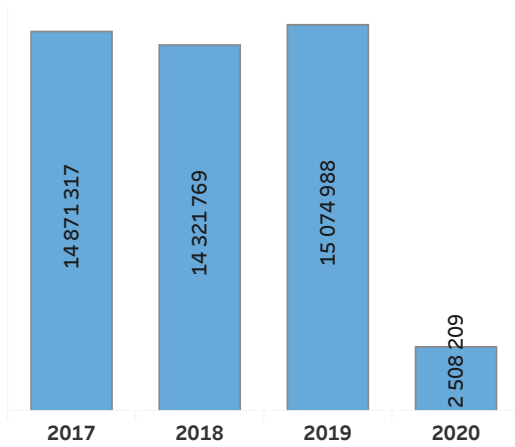
SOURCE: Eurostat (migr_acq)



BORDERS, SCHENGEN AND VISAS

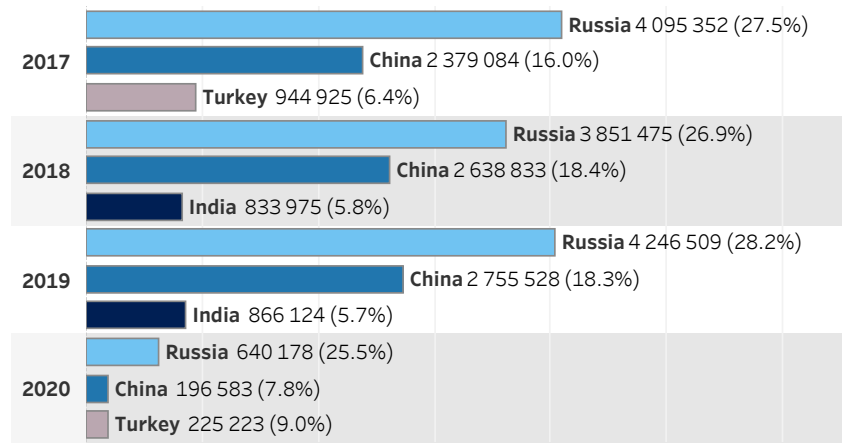
Short-term visas issued

SOURCE: DG Migration and Home Affairs



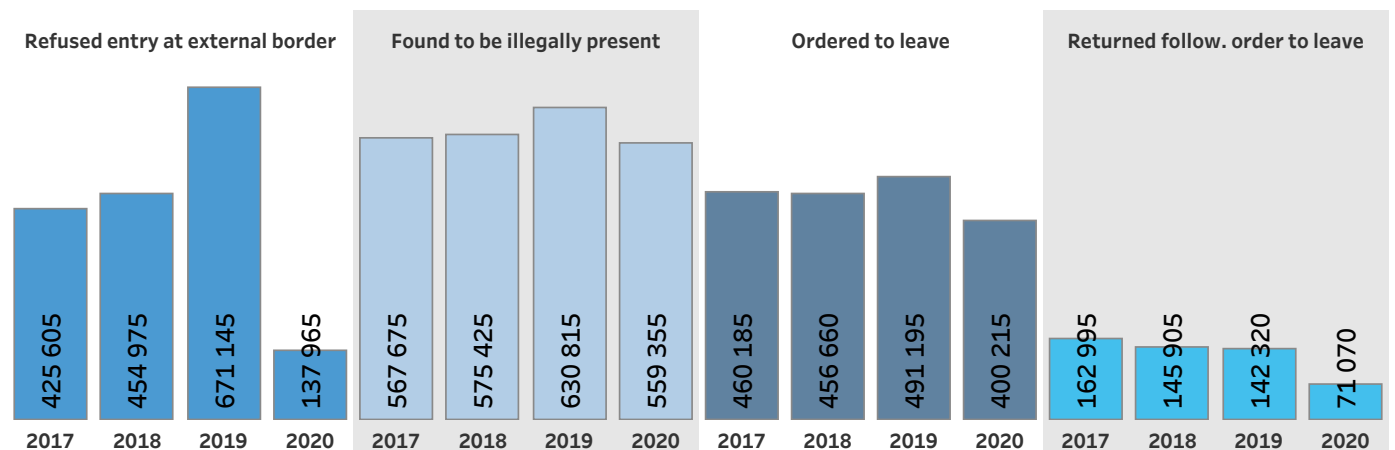
Short-term visas issued in top 3 consulate countries (% of total issued)

SOURCE: DG Migration and Home Affairs



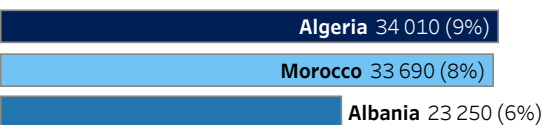
IRREGULAR MIGRATION

SOURCE: Eurostat (migr_eirfs, migr_eipre, migr_eiord, migr_eirtn)



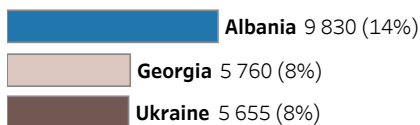
Top 3 nationalities ordered to leave the country, 2020

SOURCE: Eurostat (migr_eiord)



Top 3 nationalities returned to third countries, 2020

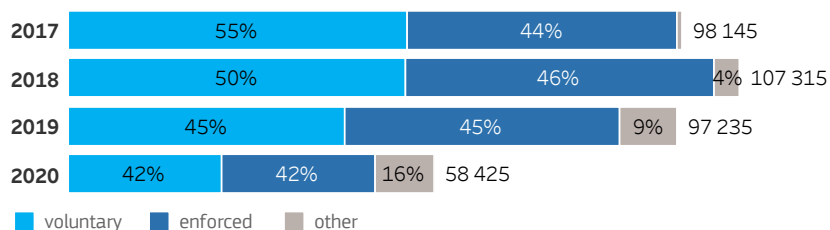
SOURCE: Eurostat (migr_eirtn)



RETURN AND READMISSION

Number of Third-Country Nationals who left the territory by type of return (in %) and total returns

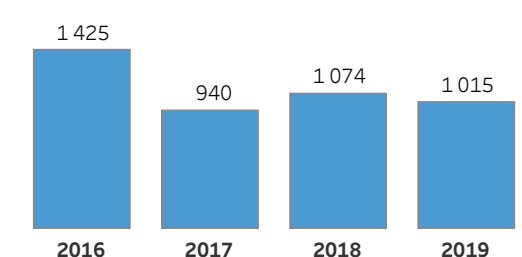
SOURCE: Eurostat (migr_eirt_vol)



TRAFFICKING IN HUMAN BEINGS

Number of residence permits issued to victims of trafficking in human beings

SOURCE: Eurostat (migr_resoth)



2 PART 2: NATIONAL DATA

2.1 Unaccompanied minors and other vulnerable groups

Table 2.1: Unaccompanied minors recorded within the child protection system (outside of the asylum procedure) 2020

EU MSs & NO	Total	Female	Male
CY	0	0	0
CZ	88	1	87
EE	1	0	1
ES	3 387	219	3 168
FR	9 524	556	8 968
HR	133	n/i	n/i
HU	24	3	21
IE	51	17	34
IT	8 186	121	8 065
LT	3	0	3
LV	under five	under five	under five
PL	16	1	15
SI	304	4	300
SK	70	2	68
NO	0	0	0

Source: EMN National Contact Points. No statistics available or applicable for AT, BE, BG, DE, DK, EL, FI, LU, MT, NL, PT, RO and SE.

Note: Unaccompanied minors [1] recorded within the child protection system (i.e. outside of the asylum procedure) in 2020 - flow data (i.e. UAM newly recorded between 1 January 2020 and 31 January 2020)

[1] i.e. whose age of minority has been confirmed by the (Member) State authorities

“n/i” means data not available.

“n/a” means not applicable.

Note on CZ: Source: Facility for Children-foreigners of the Ministry of Education, Youth and Sports. This number includes all unaccompanied minors in the Czech Republic who did not apply for international protection and who are recorded within the child protection system. The total number of 88 unaccompanied minors from third countries who did not apply for international protection came to the specialised Facility for Children-foreigners during 2020. Some cases may not be included in this figure.

Note on ES: By 31 December 2020, about 515 minors were still pending for registration (due to the substantial number of migrants who arrived in the Canary Islands).

Note on FR: Number of unaccompanied minors recognised by judicial decisions from 1 January to 31 December 2020. The French unaccompanied minors’ mission is not informed of situations that could lead to asylum applications. These data may include some asylum applications. Source: UAMs Mission / Directorate of Judicial Youth Protection- Ministry of Justice, March 2021.

Note on HR: The total represents the number of unaccompanied minors detected in illegal border crossings or staying illegally but excluding those who applied for asylum.

Note on HU: The data was provided by the Hungarian Police.

Note on LT: Source: Refugees’ Reception Centre.

Note on LU: Source: Directorate of Immigration 2021. All unaccompanied minors apply for international protection in Luxembourg. There are no UAMs outside of the international protection procedure.

Note on LV: Source: State Border Guard.

Note on PL: Identified unaccompanied minors staying in detention and remaining outside the asylum procedure.

Note on SI: Data includes unaccompanied minors that were in the return procedure. Within the total number, 3 unaccompanied minors were returned voluntarily.

Note on SK: Source: Ministry of Labour, Social Affairs and Family of the Slovak Republic. In 2020, the Slovak Republic recorded 9 unaccompanied minors applying for asylum.

2.2 Visa policy

Table 2.2: Visas issued (2020)

MS	Total visa	(Schengen) short stay Visas (so called A and C visas, the latter including LTV visas – stays of up to 90 days)			National Visas (so called D visas)***		
		Issued to third-country nationals coming directly from a third country	Issued to third-country nationals resident in another EU Member State	Total Schengen Visas	Issued to third-country nationals coming directly from a third country	Issued to third-country nationals resident in another EU Member State	Total National Visas
AT	60 153	40 970	1 540	42 510	17 077	566	17 643
BE		n/i	n/i	37 135	n/i	n/i	25 903
CY	8 965	n/i	n/i	8 965	n/a	n/a	n/a
CZ	185 952	172 950	732	173 694	11 393 **	865 **	12 258
DE	654 544	n/i	n/i	353 983	n/i	n/i	191 485
EE	43 641	n/i	n/i	25 868	n/i	n/i	17 773
ES	379 543	n/i	n/i	280 825	n/	n/	98 718
FI	152 543	152 473	234	n/i	n/a	n/a	n/i
FR	712 311	526 158	37 586	563 744	144 115	4 452	148 567
HR	12 728*	11 890	297**	12 187***	n/a	n/a	n/a
HU	n/i	n/i	n/i	n/i	n/i	16 254	n/i
IE	37 262	ni	ni	17 325	n/i	n/i	20 027
IT	369 381	ni	ni	ni	ni	ni	ni
LT	103 336	n/i	n/i	65 404	n/i	n/i	37 932
LU	6 395	3 281	471	3 752	1 902	741	2 643
LV	36 339	n/a	n/a	30 389	n/a	n/a	5 950
MT	n/i	3 859	1 041		4 187	1 945	
NL	179 743	131 664	5 872	137 536	n/i	n/i	42 207
PL	740 314	93 272	1 071	94 343	645 314	425	645 739
PT	n/i	n/i	n/i	2 668	n/i	n/i	n/i
SE	32 815	n/i	n/i	28 499	n/i	n/i	4 316
SI	5 013	4 226	136	n/i	624	27	n/i
SK	7 240	3 513	616	n/a	3048	63	n/a
NO	18 876	n/i	n/i	18 854	n/i	n/i	22

Source: EMN National Contact Points. Statistics not provided for BG, DK, EL, HU, RO.

“n/i” means data not available.

“n/a” means not applicable.

Note on CZ: Source: Ministry of Foreigner Affairs of the Czech Republic + Directorate of Foreign Police Service (visas issued at the airports).

During the year 2020, 12 "C" visas were issued at the airports of the Czech Republic. This number could be included in the total. However, it is not possible to state whether the foreigner belongs to the first column or to the second one.

** Please note that exact numbers for these subcategories are not available as we have data only for a broader category, however, we could estimate the figures based on the percentage share of the total number of national visas. Source: Department for Asylum and Migration Policy of the Ministry of the Interior of the Czech Republic.

Note on EE: Statistics provided by the Ministry of Foreign Affairs and the Police and Border Guard Board.

Note on FI: Source: Finnish Ministry for Foreign Affairs. Visas issued in other EU MS includes 164 visas issued in Jan 2020 before Brexit.

Note on FR: Source: Division for the valorisation of administrative sources, Department for studies, statistics and documentation (DSED), General Directorate for foreign nationals in France (DGEF)/Ministry of the Interior, April 2021.

Note on HR: *the number includes visas issued in diplomatic missions / consulates (12 187) and visas issued on border crossings (541).

** Residents or persons legally in the territory of the EU/Schengen; 143 residents of the UK.

*** the number includes visas issued only in diplomatic missions / consulate.

Note on IE: Ireland is not part of Schengen and the visas issued are not Schengen visas.

Note on LT: Source: Migration Department statistics.

Note on LU: Source: Passport, Visa and Legalisation office (BPVL) 2021.

Note on LV: Source: Office of Citizenship and Migration Affairs

Note on NL: Source: short stay visas: Ministry of Foreign Affairs; Source National Visas: Immigration and Naturalisation Service.

Note on PL: including UK as EU country; 232 DD, DS, CS, A Visas.

Note on PT: 2 668 refers to visas granted at border posts

Note on SK: Source: Ministry of Foreign and European Affairs of the Slovak Republic.

2.3 Trafficking in human beings

Table 2.3.1: Victims of trafficking in human beings from third countries (2020)

MS	Total number of TCNs 'identified' as victims of trafficking in human beings in 2020 'Presumed to be' victims are shown in brackets.			Age						Forms of exploitation									Top 3 citizenships
				Over 18 years of age			Under 18 years of age			Sexual exploitation			Labour exploitation			Other forms			
	Total	Female	Male	Total	Female	Male	Total	Female	Male	Total	Female	Male	Total	Female	Male	Total	Female	Male	
AT	38	25	13	35	22	13	3	3	0	12	12	0	23	11	12	3	2	1	1. Nigeria, 2. Bosnia and Herzegovina 3. Morocco/Serbia
BE	68	34	34	66	33	33	2	1	1	24	21	3	37	8	29	7	5	2	1. Nigeria 2. Morocco 3. Colombia
CY	17 (150)	3 (69)	14 (81)	17 (145)	3 (65)	14 (80)	0 (5)	0 (4)	0 (1)	2 (53)	2 (53)	0 (0)	13 (93)	1 (6)	12 (87)	2 (4)	0 (4)	2 (0)	1. Egypt 2. Cameroon 3. Nepal
CZ	n/l (7)	n/i (5)	n/i (2)	n/i (7)	n/i (5)	n/i (2)	n/i (0)	n/i (0)	n/i (0)	n/i (n/i)	n/i (n/i)	n/i (n/i)	n/i (n/i)	n/i (n/i)	n/i (n/i)	n/i (n/i)	n/i (n/i)	n/i (n/i)	1. Ukraine 2. Philippines 3. Mongolia
EE	c/d	c/d	c/d	c/d	c/d	c/d	c/d	c/d	c/d	c/d	c/d	c/d	c/d	c/d	c/d	c/d	c/d	c/d	1. Ukraine 2. Russia 3. Georgia
ES	207	188	19	203	185	18	4	3	1	139	128	11	61	55	6	7	5	2	1. Colombia 2. Honduras 3. Paraguay
FI	12* (247)	n/i (135)	n/i (112)	n/i (237)	n/i (131)	n/i (106)	n/i (10)	n/i (4)	n/i (6)	n/i (62)	n/i (55)	n/i (7)	n/i (122)	n/i (27)	n/i (95)	n/i (62)	n/i (53)	n/i (10)	n/i (Iraq, Somalia, Afghanistan)
FR	n/i	n/i	n/i	n/i	n/i	n/i	n/i	n/i	n/i	129	107	22	268	112	148	n/i	n/i	n/i	1. Nigeria Algeria, Morocco, 2. Peru, Nigeria, Ukraine
HR	c/d	c/d	c/d	c/d	c/d	c/d	c/d	c/d	c/d	c/d	c/d	c/d	c/d	c/d	c/d	c/d	c/d	c/d	
HU	4	1	3	3	0	3	1	1	0	1	1	0	3	0	3	0	0	0	1. Pakistan 2. Nigeria
IE	29	n/i	n/i	29	n/i	n/i	0	0	0	n/i	n/i	n/i	n/i	n/i	n/i	n/i	n/i	n/i	1. Nigeria 2. Zimbabwe

MS	Total number of TCNs 'identified' as victims of trafficking in human beings in 2020 'Presumed to be' victims are shown in brackets.			Age						Forms of exploitation									Top 3 citizenships
				Over 18 years of age			Under 18 years of age			Sexual exploitation			Labour exploitation			Other forms			
	Total	Female	Male	Total	Female	Male	Total	Female	Male	Total	Female	Male	Total	Female	Male	Total	Female	Male	
																			3. Albania Brazil, Ghana and Sierra Leone
LT	2	2	0	2	2	0	0	0	0	0	0	0	2	2	0	0	0	0	1. Thailand 2. India
LU	1 (4)	0 (1)	1(3)	1(4)	0 (1)	1 (3)	0	0	0	0 (0)	0 (0)	0	1 (4)	1 (0)	1 (3)	0	0	0	1. China 2. Pakistan 3. Guatemala
LV	31	0	31	31	0	31	0	0	0	0	0	0	31	0	31	0	0	0	1. Tajikistan 2. Uzbekistan 3. India
PL	157	n/i	n/i	157	n/i	n/i	0	n/i	n/i	n/i	n/i	n/i	n/i	n/i	n/i	n/i	n/i	n/i	1. Ukraine 2. Philippines 3. Moldova
PT	51	14	37	46	10	36	5	1	4	1	1	0	47	10	37	4	3	1	1. India 2. Pakistan 3. Angola
SE	363	220	143	316	206	110	47	14	33	126	119	7	169	84	86	51	29	22	1. Nigeria 2. Thailand 3. Morocco
SI	26	26	0	26	26	0	0	0	0	26	26	0	0	0	0	0	0	0	1. Ukraine 2. Moldova
SK	c/d	c/d	c/d	c/d	c/d	c/d	c/d	c/d	c/d	c/d	c/d	c/d	c/d	c/d	c/d	c/d	c/d	c/d	c/d

Source: EMN National Contact Points. Statistics not available or provided for BG, DE, DK, EL, HU, IT, NL, RO, NO.

"n/i" means information not available.

"n/a" means not applicable.

"c/d" means "Confidential data based on low number of identified third-country national victims of trafficking in human beings."

Note: [1] 'Presumed' victims are persons who fulfil the definition of victim of trafficking in human beings, as outlined in Directive 2011/36/EU, but who have not been formally identified by the relevant authorities (i.e. the national person/body authorised to formally identify victims). [2] More than one form of exploitation may be associated with each victim, therefore the statistics presented in this section may not necessarily agree with the overall totals entered above. [3] 'Identified' victims are those who have been formally identified by the relevant authority (i.e. the national person/body authorised to formally identify victims). This terminology is in keeping with terminology used by Eurostat.¹

Note on BE: "Other forms" include smuggling with aggravated circumstances.

¹ Eurostat, 'Methodologies and Working papers: Trafficking in human beings', 2013, http://ec.europa.eu/dgs/home-affairs/what-is-new/news/news/2013/docs/20130415_thb_stats_report_en.pdf, last accessed on 22 July 2021.

Note on CZ: Total number of third-country nationals 'identified' as victims of trafficking in human beings is not available. In brackets there are numbers of 'presumed' victims of trafficking in human beings, who entered the Programme for Support and Protection of Victims of trafficking in human beings (only for adult persons).

* Sources: Crime Prevention Department of the Ministry of the Interior of the Czech Republic; Facility for Children-foreigners of the Ministry of Education, Youth and Sports (data for children under 18 years of age). Provided statistics relate only to the number of third country nationals included in the "Programme of Support and Protection of the Victims of Trafficking in Human Beings". It is not possible from the available data to divide these numbers according to the stated categories of forms of exploitation.

Note on DE: Figures for 2020 will be published in autumn 2021.

Note on EE: 1 'other form' is forced criminality; 12 labour exploitation and 17 sexual exploitation victims are both presumed victims.

Note on ES: Top 3 citizenships by form of exploitation: *Sexual:* Colombia, Paraguay, Venezuela; *Labour:* Honduras, Nicaragua, Morocco; *Other forms:* (includes forced criminality, forced begging and forced marriage): China.

Note on FI: Source: Assistance system for victims of human trafficking (Finnish Immigration Service). *NB. The number of identified victims is just the number that were identified by the Assistance system. A person can be identified as a victim of human trafficking by other authorities as well such as Police, Border Guard, court or prosecutor during an investigation or a court proceeding.

Note on FR: Data provided include identified victims of sexual and labour exploitation. Data on labour exploitation may include overlaps. The total number of 'presumed to be victims' of labour exploitation includes persons with no information on gender/nationality. Moreover, the codes used to determine the nature of the offence do not allow to identify the form of the exploitation. Consequently, these data may include victims of sexual exploitation or forced begging for example. The number of victims over 18 years of age for labour exploitation are 239 (total), 98 (female) and 133 (male), while those under the age of 18 are 29 (total), 14 (female), and 15 (male). The total number of victims 18 years of age or older for sexual exploitation are 129 (total), 107 (female), and 22 (male), while none are recorded for under 18 years of age.

Source for labour exploitation: Central Office for Combating Illegal Employment - OCLTI, ministry of the Interior. *Source for sexual exploitation:* General Directorate for National Police (DGPN), Delegation for victims, ministry of the Interior. Top three countries listed as number 2 refer to sexual exploitation data while those listed as number 1 refer to labour exploitation.

Note on IE: An Garda Síochána are unable to disaggregate the statistics by form of exploitation between third country nationals and EU citizens.

Note on LT: Source: Ministry of Interior

Note on LV: Source: Ministry of Interior

Note on NL: Numbers on victims of trafficking in human beings will be made available by the National Rapporteur on Trafficking in Human Beings in October 2021.

Note on PL: The table presents the number of third-country nationals identified as victims of human trafficking. Total number of victims identified in 2020 in Poland (including EU citizens) was 269. The total figure (269) includes third-country nationals (157) and EU citizens (112). By forms of exploitation, the statistics on foreigners are as follows: sexual exploitation (32), labour exploitation (210), other forms (27). Source: National Prosecutor's Office.

Note on SK: Source: Ministry of Interior of the Slovak Republic.

Note on NO: Norway does not have a national identification authority and cannot provide a total number of third-country nationals identified as victims of trafficking in 2020. The UDI decided upon a total of 36 cases concerning presumed victims of trafficking (including applications for asylum). In addition, 13 presumed victims of trafficking applied for voluntary return. These numbers do not reflect the total number of victims of trafficking receiving assistance in Norway and include EEA citizens.

Table 2.3.2: Total number of reflection periods granted to victims of trafficking in human beings (2020)

MS	Total number of reflection periods granted 2020							Total number of residence permits requested 2020*							Total number of residence permits granted 2020							
	According to Directive 2004/81/EC			National provisions			TOTAL	According to Directive 2004/81/EC			National provisions			TOTAL	According to Directive 2004/81/EC			National provisions			TOTAL	
	Total	Female	Male	Total	Female	Male		Total	Female	Male	Total	Female	Male		Total	Female	Male	Total	Female	Male		
AT	n/i	n/i	n/i	n/i	n/i	n/i	n/i	n/i	n/i	n/i	n/i	n/i	n/i	n/i	n/i	n/i	n/i	7	6	1	n/i	
BE	80	39	41				80	484	209	275	39	20	19	523	484	209	275	39	20	19	523	
CY	n/a	n/a	n/a	0	0	0	0	60	23	37	0	0	0	60	62	26	36	0	0	0	62	
CZ	n/i	n/i	n/i	7	5	2	7	0	0	0	14*	8	6	n/i	n/i	n/i	n/i	14**	8	6	n/i	
ES	203	191	12	n/i	n/i	n/i	203	n/i	n/i	n/i	n/i	n/i	n/i	n/i	457	n/i	n/i	n/i	n/i	n/i	n/i	457
FI	24	n/i	n/i	n/i	n/i	n/i	24	28	13	15	n/i	n/i	n/i	n/i	13	8	5	n/i	n/i	n/i	n/i	
FR	n/a	n/a	n/a	n/a	n/a	n/a	n/a	449	349	100	n/i	n/i	n/i	n/i	319	256	63	n/i	n/i	n/i	n/i	
HR	c/d	c/d	c/d	c/d	c/d	c/d	c/d	c/d	c/d	c/d	c/d	c/d	c/d	c/d	c/d	c/d	c/d	c/d	c/d	c/d	c/d	c/d
HU	0	0	0	0	0	0	0	0	0	0	0	0	0	0	0	0	0	0	0	0	0	
IE	29	n/i	n/i	n/i	n/i	n/i	29	n/i	n/i	n/i	n/i	n/i	n/i	n/i	29	n/i	n/i	n/i	n/i	n/i	n/i	29
LT	n/i	n/i	n/i	n/i	n/i	n/i	n/i	n/i	n/i	n/i	n/i	n/i	n/i	n/i	n/i	n/i	n/i	n/i	1	1	0	1
LU	0	0	0	0	0	0	0	2	0	2	2	0	2	2	1	0	1	1	0	1	1	
LV	0	0	0	8	0	8	8	0	0	0	17	2	15	17	0	0	0	17	2	15	17	
PL	11	2	9	n/i	n/i	n/i	11	n/i	n/i	n/i	n/i	n/i	n/i	n/i	n/i	n/i	n/i	n/i	n/i	n/i	n/i	n/i
PT	n/i	n/i	n/i	n/i	n/i	n/i	n/i	n/i	n/i	n/i	n/i	n/i	n/i	25	n/i	n/i	n/i	n/i	n/i	n/i	n/i	20
SE	15	14	1	n/a	n/a	n/a	15	46	37	9	n/a	n/a	n/a	46	46	37	9	n/a	n/a	n/a	46	
SI	0	0	0	0	0	0	0	0	0	0	0	1	0	0	0	0	0	0	0	0	0	
SK	n/a	n/a	n/a	n/a	n/a	n/a	n/a	0	0	0	0	0	0	0	0	0	0	0	0	0	0	
NO	n/a	n/a	n/a	16	11	5	16	n/a	n/a	n/a	4	2	2	4	n/a	n/a	n/a	3	2	1	3	

Source: EMN National Contact Points. Statistics not available or provided for BG, DE, DK, EE, EL, IT, MT, NL, RO.

“n/i” means information not available.

“n/a” means not applicable.

“c/d” means “Confidential data based on low number of identified TCN victims of trafficking in human beings.”

Note on CY: Number of residence permits granted is more than the number of those requested, because some were requested at the end of 2019 and therefore were granted in 2020.

Note on CZ: *The residence permit issued for this purpose has the duration of only 1/2 year. Together, this means 14 requests were lodged at the national level. Source: The Crime Prevention Department of the Ministry of the Interior of the Czech Republic (NRM - Reflection period granted to third-country nationals within the Programme for Support and Protection to Victims of Trafficking in Human Beings) **14 permits issued for 7 persons. (The residence permits issued for this purpose have duration only 1/2 year. All the requested permits were issued.) Source: The Department of Asylum and Migration Policy of the Ministry of the Interior of the Czech Republic.

Note on ES: Out of the 457 residence permits granted, 404 were temporary permits (399 for victims and 5 for their children) and 53 final permits (30 for cooperating in the investigation, 23 for their condition of victims).

Note on FI: Source: Finnish Immigration Service. Total number of residence permits requested in 2020 according to Directive 2004/81/EC: 28 composed of 10 first permits, and 18 extended; total number of residence permits granted in 2020 according to Directive 2004/81/EC: 13 composed of 4 first permits and 9 extended.

Note on FR: Source: Division for the valorisation of administrative sources; Department for studies, statistics and documentation (DSED); General (Definitive data for 2019, Provisional data for 2020).

Note on FR: Total number of residence permits requested in 2020 according to Directive 2004/81/EC, for females: 349 composed of 177 first applications and 172 renewals; for males: 100 composed of 35 first applications and 65 renewals. Total number of residence permits granted in 2020 according to Directive 2004/81/EC in 2020 were 319; 256 of which were females (114 first applications, and 142 renewals), and 63 of were males (24 first applications, and 39 renewals).

Note on IE: All non-national victims (including EEA nationals) either within or outside of the international protection system are automatically granted a 60-day residency recovery and reflections period which can be renewed and extended.

Note on LT: Source: Ministry of Interior.

Note on LU: The victims were mainly EU citizens. Source: Grand ducal police 2021.

Note on LV: Source: Ministry of Interior.

Note on SE: Figures are for the number of reflection periods and residence permits granted, not the number of individuals. One individual may have been granted more than one reflection period, for example.

Note on SI: The victim returned to the origin country voluntarily, so the procedure for issuing her residence permit was stopped.

Note on SK: Source: Bureau of Border and Foreign Police of the Police Force Presidium.

Note on NO: The number refers to a limited residence permit for up to 12 months, on the basis of a police complaint against the traffickers, both for third-country nationals and EEA citizens. The permit may be renewed.

Table 2.3.3 : Number of traffickers arrested and convicted (2020)

Traffickers arrested as suspects and traffickers convicted		
MS	Arrested / otherwise involved in a criminal proceeding	Convicted
AT	61	n/i
BE	196	n/i
CY	14	0
CZ	21*	0**
EE	10	9
ES	264	n/i
FI	62*	3
FR	n/i	n/i
HR	19	0
HU	99*	10**
IE	3	0
LT	16	17
LU	5	2
LV	6	1
MT	2	3
NL	192	45
PL	0	n/i
PT	5	n/i
SE	18	9
SI	24	5
SK	33*	9**
NO	21	1

Source: EMN National Contact Points. Statistics not available or provided for BG, DE, DK, EL, IT, RO.

“n/i” means information not available.

“n/a” means not applicable.

Note on CZ: *Source: Police Presidium. These data include persons who have been prosecuted (criminal proceeding was launched) in relation to the criminal offences according to § 168 (Trafficking in Human Beings) of the Criminal Code (Act No. 40/2009 Coll.). Due to changed methodology, the data includes all persons against whom were launched criminal proceedings during the reporting period (even for criminal activities committed during a previous period). ** Source: Ministry of Justice of the Czech Republic. **Note on DE:** Figures on arrested traffickers for 2020 will be published in the fall of 2021; data on convicted traffickers is not available.

Note on EE: Penal Code § 133. Arrested/otherwise involved means prosecuted and sent to court.

Note on FI: *Includes aggregate data on individuals suspected of human trafficking or aggravated human trafficking offences. (One hit per individual in dataset).

Note on FR: Data for 2020 not available.

Data for 2019 (Source: DACG/Ministry of Justice, SID-Cassiopée, data 2016-2019, March 2021): 1 629 sued persons, 1 052 convicted persons. Data for 2019 are issued from the SID-Cassiopée which is an IT system for decisions gathering all decisions issued by national jurisdictions regarding first instance criminal decisions. For previous years, data were issued from the national criminal record, which is not the case in 2019, consequently data for previous years may be different since issued from the national criminal record and cannot be compared with the 2019 data.

Note on HR: In 2020, no verdict was passed for the criminal offence of trafficking in human beings. However, one conviction handed down in 2019 became final in 2020.

Note on HU: *Offenders of trafficking in human beings, forced labour, procuring for prostitution, and exploitation of child prostitution, based on the Unified System of Criminal Statistics of Investigative Authorities and of Public Prosecution.

** Convictions for trafficking in human beings and forced labour.

Note on IE: A total of 22 suspects have been identified in the course of investigations arising from the reporting to *An Garda Síochána*, in 2020, of 38 persons as victims of human trafficking. To date, 3 of the said 22 suspects were arrested on suspicion of committing a human trafficking-related offence.

Note on LT: Source: Ministry of Interior

Note on LU: Source: Grand Ducal police 2021. Numbers of arrested persons are based on the Police Report. The Police make a distinction between identified and non-identified/unknown individuals.

Note on LV: Source: Ministry of Interior

Note on NL: Source: The Council for the Judiciary. These are the numbers of suspects registered at the Public Prosecutor for prosecution of Article 273 (f) Sr. Source: Public Prosecution Service. The number of convictions entails the cases in which Article 273 (f) Sr. is declared proven. Important to note is that due to COVID-19 the courts were closed for 2 months. Therefore, in and after this period there were fewer convictions.

Note on SE: 7 of those convicted were men and 2 were women.

Note on SK: *Total number of persons accused of the Crime of Trafficking in Human Beings under Section 179 of the Criminal Code.

**Pursuant to Section 179 of the Criminal Code No. 300/2005 Coll.

Note on NO: The Police considered 39 cases of trafficking and made 21 arrests.

2.4 Return

Table 2.4: Number of third-country nationals being returned to their home country by type of return – break-down by gender (2020)

MS	Enforced Return				Returned voluntarily				Among TCNs returned voluntarily, the number of TCNs returned as part of an assisted return programme			
	Total	Female	Male	Unknown	Total	Female	Male	Unknown	Total	Female	Male	Unknown
AT	1 312	121	1 190	c/d	3 750	1 053	2 692	c/d	1 652	418	1 233	c/d
BE	2 098	172	1 926	0	1 900	739	1 067	94	130	n/i	n/i	130
CY	198	43	155	0	881	272	609	0	243	41	202	0
CZ	131*	8	121		1 109**	276	781		1 057***	276	781	0
DE	10 800*	2 436*	n/i		26 623**	n/i	n/i	n/i	5 706 [2]	1 326 [3]	n/i	n/i
EE	108	11	97	0	989	255	734	0	128	96	32	0
ES	3 738	300	3 438	0	1 376	715	661	0	1 376	715	661	0
FI	1 064*	232	829		992**	346	643	3	217	54	163	0
FR	3 544	n/i	n/i	n/i	3 844	n/i	n/i	n/i	2 585	n/i	n/i	n/i
HR	880	n/i	n/i	n/i	640	n/i	n/i	n/i	27	n/i	n/i	n/i
HU	3 406	n/i	n/i	n/i	2	n/i	n/i	n/i	n/i	n/i	n/i	n/i
IE	42	7	35	0	201	96	105	0	105	59	46	0
IT	2 592	171	2 421	0	114	44	70	0	267	33	234	0
LT	31	n/i	n/i	n/i	1 418	n/i	n/i	n/i	33	10	23	0
LU	64	4	60	0	156	63	93	n/a	83	21	62	n/a
LV	38	5	33	0	870	190	640		62	13	49	0
MT	120	14	106	0	256	66	190	0	7	0	7	0
PL	1 221	228	993	0	8 142	2 485	5 647	0	210	60	150	0
PT	208	n/i	n/i	n/i	340	n/i	n/i	340	n/i	n/i	n/i	n/i
SE	1 410	342	1 063		3 956	1 479	2 477	0	n/i	n/i	n/i	n/i
SI	29	1	28	0	65	0	65	0	3	2	1	0
SK	193	8	185	0	258	96	162	0	80	40	40	0
NO	684	237	447	0	n/a	n/a	n/a	n/a	126	41	85	0

Source: EMN National Contact Points. No data available or provided for: BG, DK, EL, HU, IT, NL, RO.

"n/i" means data not available.

"n/a" means not applicable.

"c/d" means confidential data

Enforced return: Enforced return, removal refers to the situation in which the third-country national is subject to the enforcement of the obligation to return (the enforcement procedure has been launched). Definition based on Art 3.5 and 3.8 of the Return Directive 2008/115/EC.²

Voluntary return: Voluntary return refers to the situation in which the third-country national complies voluntarily with the obligation to return (i.e. no enforcement procedure had to be launched) and this departure is confirmed by the information from e.g. the border authority or the consulate authorities in the country of origin or other authorities such as IOM or any other organisations implementing a program to assist migrants to return to a third country. Definition based on Art 3.8 of the Return Directive.

Assisted Return: Assisted Return refers to the situation in which the third-country national was assisted to return. They are the beneficiary of a national or EU Member State cooperative programme to encourage return and to provide reintegration assistance. The third-country national received (i) an in-kind assistance prior to departure (e.g. purchase of plane tickets) and/or (ii) in-cash allowances at the point of departure/upon arrival and/or (iii) an in-kind or in-cash reintegration assistance. Please note that beneficiaries of assisted return programs are mostly third-country nationals who voluntarily return but some may also have been returned by force. Definition based on Article 3.8 of the Return Directive and the EMN Glossary 7.0.³

Note on CZ: CZ does not have statistics of independent returns due to the fact that CZ only has air external borders, meaning that the only data available is on returned TCNs as a part of an assisted return programme (please see column no. 3), along with TCNs to whom the Directorate of Foreign Police Service ensured transit through the neighbouring state (so called Annex transfers). * Source: Directorate of a Foreign Police Service (DFPS). This category includes foreigners with issued administration or judicial return decision and who were returned as a part of forced return measure by the Directorate of Foreign Police Service. Total: 131 (+ 2 persons in which case the sex was not identified/stated). ** Source: The category voluntary departure includes Annex transfers by the Directorate of Foreign Police Services (DFPS) (52) + returns with Department for Asylum and Migration Policy of the Ministry of the Interior - DAMP (684) + returns with Refugee Facilities Administration of the Ministry of the Interior - SUZ (36) + IOM returns (337) = 1 109. The methodology was changed in 2018. *** Source: This category includes assisted voluntary departures carried out by DAMP (684) + SUZ (36) + IOM (337) = 1 057.

Note on DE: *This number of forced returns does include Dublin transfers but does not include refusals of entry (Zurückweisungen) nor removals following unauthorised entry (Zurückschiebungen) ** Number of people returned voluntarily only includes those returns, where the return was recorded by the Federal Police at the border. [2] Provisional data on the number of returns assisted by Federal State/Länder REAG/GARP, does not include the number of returns assisted by Länder programmes. [3] Number of people above the age of 18 who registered "female" on the form.

Note on FI: Source: Finnish Immigration Service / IOM NB: Enforced return figures include people who were transported to a border crossing, people who were escorted out of the country and people who were forcibly removed. *Includes 3 persons whose gender is unknown **includes 3 persons whose gender is unknown.

Note on FR: Source: Division for the valorisation of administrative sources, Department for studies, statistics and documentation (DSED), General Directorate for foreign nationals in France (DGEF)/ministry of the Interior, April 2021. / Returns as part of forced return measures exclude returns under the Dublin and Schengen agreements

Note on HU: source: Eurostat

Note on LT: Source: State Border Guard Service/ IOM Vilnius.

Note on LU: Source: Department for returns, Directorate of Immigration, 2021.

Note on LV: Source: State Border Guard /Office of Citizenship and Migration Affairs/ IOM Riga.

Note on NL: The Eurostat indicator dataset migr_eirt_vol is not yet delivered by the Netherlands. Therefore, the information is not available. The Netherlands is working on a review of the Return Indicator within the process of the Eurostat Enforcement of Immigration Legislation (EIL)Taskforce.

Note on SE: Regarding persons returned as part of assisted return programmes, EMN Sweden only has figures for specific programmes. Those cannot currently be summed up to an annual total.

Note on SK: Source: Bureau of Border and Foreign Police of the Police Force Presidium and IOM Slovakia.

² Directive 2008/115/EC of the European Parliament and of the Council of 16 December 2008 on common standards and procedures in Member States for returning illegally staying third-country nationals, <https://eur-lex.europa.eu/legal-content/EN/TXT/?uri=celex%3A32008L0115>, last accessed on 22 July 2021.

³ EMN Glossary, https://ec.europa.eu/home-affairs/what-we-do/networks/european_migration_network/glossary_en, last accessed on 22 July 2021.