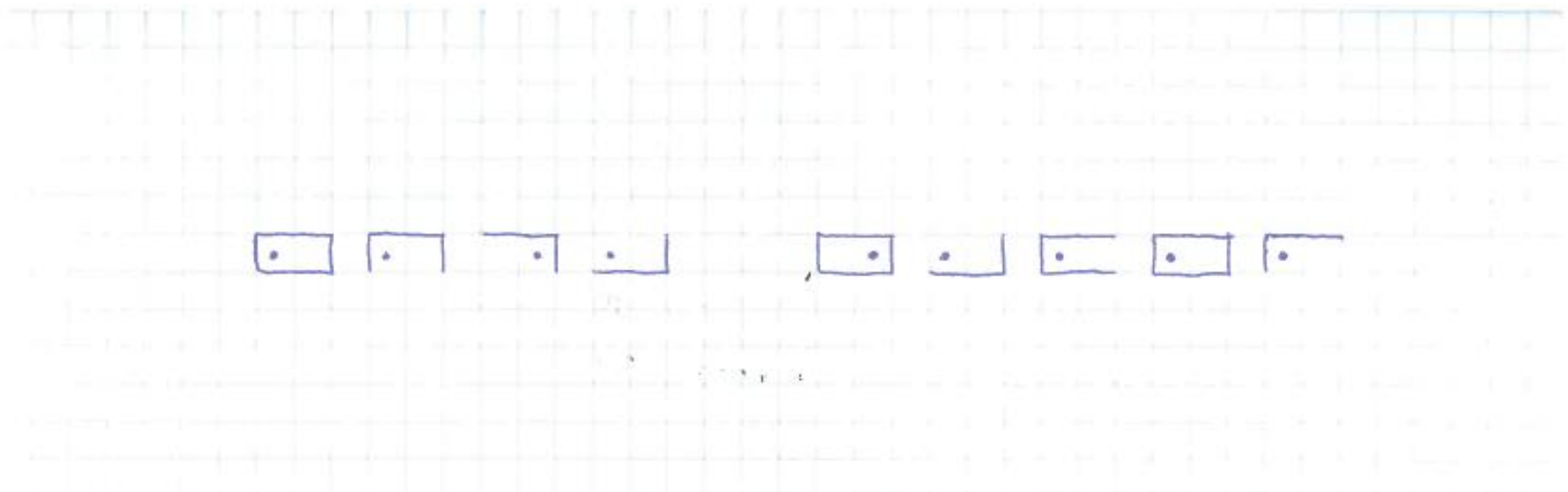
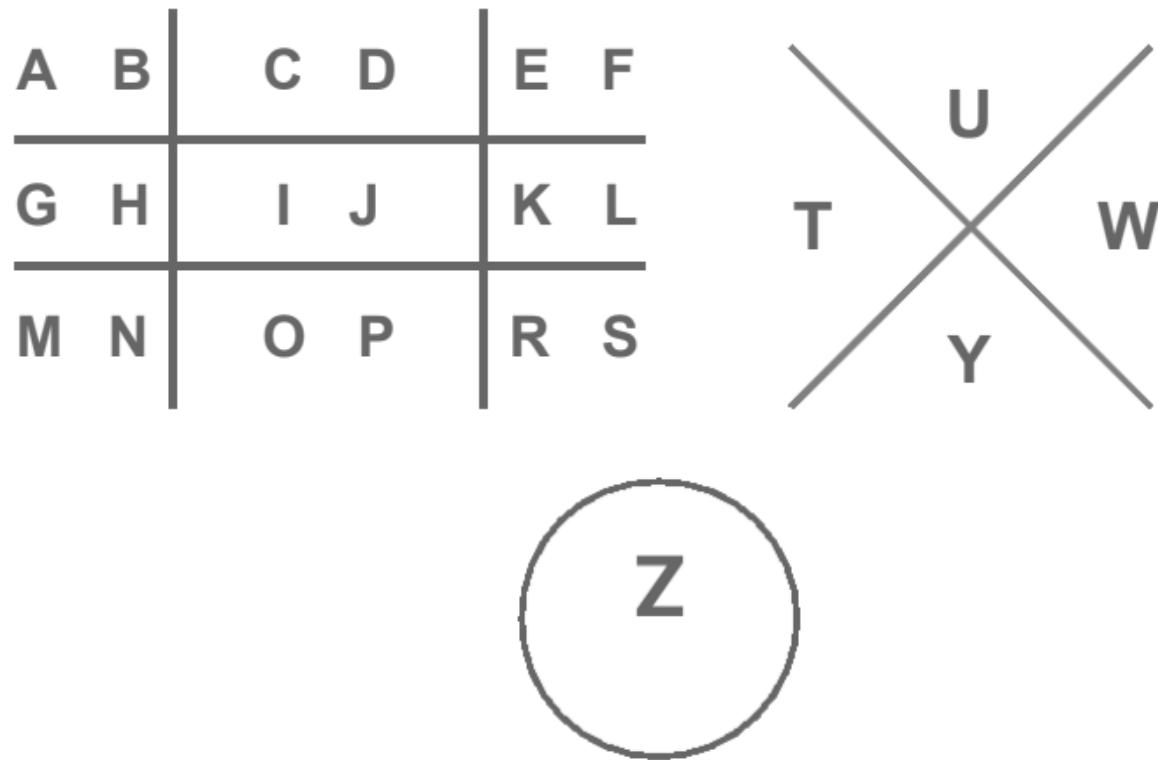


Zadanie 1



Materiał pomocniczy 1 (**Poufny!**) - Szyfr Ramowy („Czekoladka” – Rozwiązanie zadania nr. 1)



Zadanie 2

The image shows a grid of small squares. In the center of the grid, the letters 'cgxyfgcg' are handwritten in a blue ink. The letters are written in a cursive, slightly slanted style. The 'c' is at the top left, followed by 'g', 'x', 'y', 'f', 'g', and 'c' at the top right. The 'g' at the end is slightly larger and more prominent than the others.

Materiał pomocniczy 2 (**Jawny**) – Do wycięcia i rozdania (dwa paski dla każdej grupy)

a	b	c	d	e	f	g	h	i	j	k	l	m	n	o	p	q	r	s	t	u	v	w	x	y	z
---	---	---	---	---	---	---	---	---	---	---	---	---	---	---	---	---	---	---	---	---	---	---	---	---	---

a	b	c	d	e	f	g	h	i	j	k	l	m	n	o	p	q	r	s	t	u	v	w	x	y	z
---	---	---	---	---	---	---	---	---	---	---	---	---	---	---	---	---	---	---	---	---	---	---	---	---	---

a	b	c	d	e	f	g	h	i	j	k	l	m	n	o	p	q	r	s	t	u	v	w	x	y	Z
---	---	---	---	---	---	---	---	---	---	---	---	---	---	---	---	---	---	---	---	---	---	---	---	---	---

a	b	c	d	e	f	g	h	i	j	k	l	m	n	o	p	q	r	s	t	u	v	w	x	y	z
---	---	---	---	---	---	---	---	---	---	---	---	---	---	---	---	---	---	---	---	---	---	---	---	---	---

a	b	c	d	e	f	g	h	i	j	k	l	m	n	o	p	q	r	s	t	u	v	w	x	y	z
---	---	---	---	---	---	---	---	---	---	---	---	---	---	---	---	---	---	---	---	---	---	---	---	---	---

a	b	c	d	e	f	g	h	i	j	k	l	m	n	o	p	q	r	s	t	u	v	w	x	y	z
---	---	---	---	---	---	---	---	---	---	---	---	---	---	---	---	---	---	---	---	---	---	---	---	---	---

a	b	c	d	e	f	g	h	i	j	k	l	m	n	o	p	q	r	s	t	u	v	w	x	y	z
---	---	---	---	---	---	---	---	---	---	---	---	---	---	---	---	---	---	---	---	---	---	---	---	---	---

a	b	c	d	e	f	g	h	i	j	k	l	m	n	o	p	q	r	s	t	u	v	w	x	y	z
---	---	---	---	---	---	---	---	---	---	---	---	---	---	---	---	---	---	---	---	---	---	---	---	---	---

a	b	c	d	e	f	g	h	i	j	k	l	m	n	o	p	q	r	s	t	u	v	w	x	y	z
---	---	---	---	---	---	---	---	---	---	---	---	---	---	---	---	---	---	---	---	---	---	---	---	---	---

a	b	c	d	e	f	g	h	i	j	k	l	m	n	o	p	q	r	s	t	u	v	w	x	y	z
---	---	---	---	---	---	---	---	---	---	---	---	---	---	---	---	---	---	---	---	---	---	---	---	---	---

Materiały dodatkowe do scenariusza 2 „Szyfry”

Materiał pomocniczy 3 (**Poufny!**) - Szyfr Cezara (Rozwiązanie zadania nr. 2)

a	b	c	d	e	f	g	h	i	j	k	l	m	n	o	p	q	r	s	t	u	v	w	x	y	z
g	h	i	j	k	l	m	n	o	p	q	r	s	t	u	v	w	x	y	z	a	b	c	d	e	f

a	b	c	d	e	f	g	h	i	j	k	l	m	n	o	p	q	r	s	t	u	v	w	x	y	z
g	h	i	j	k	l	m	n	o	p	q	r	s	t	u	v	w	x	y	z	a	b	c	d	e	f

a	b	c	d	e	f	g	h	i	j	k	l	m	n	o	p	q	r	s	t	u	v	w	x	y	z
g	h	i	j	k	l	m	n	o	p	q	r	s	t	u	v	w	x	y	z	a	b	c	d	e	f

a	b	c	d	e	f	g	h	i	j	k	l	m	n	o	p	q	r	s	t	u	v	w	x	y	z
g	h	i	j	k	l	m	n	o	p	q	r	s	t	u	v	w	x	y	z	a	b	c	d	e	f

a	b	c	d	e	f	g	h	i	j	k	l	m	n	o	p	q	r	s	t	u	v	w	x	y	z
g	h	i	j	k	l	m	n	o	p	q	r	s	t	u	v	w	x	y	z	a	b	c	d	e	f

Zadanie 3

3 4 1 4 1 5 4 3 4 3 1 1

Materiał pomocniczy 4 (**Jawny**) - Do wycięcia i rozdania (dwa paski dla każdej grupy)

1	2	3	4	5	6	7	8	9
---	---	---	---	---	---	---	---	---

1	2	3	4	5	6	7	8	9
---	---	---	---	---	---	---	---	---

1	2	3	4	5	6	7	8	9
---	---	---	---	---	---	---	---	---

1	2	3	4	5	6	7	8	9
---	---	---	---	---	---	---	---	---

1	2	3	4	5	6	7	8	9
---	---	---	---	---	---	---	---	---

1	2	3	4	5	6	7	8	9
---	---	---	---	---	---	---	---	---

1	2	3	4	5	6	7	8	9
---	---	---	---	---	---	---	---	---

1	2	3	4	5	6	7	8	9
---	---	---	---	---	---	---	---	---

1	2	3	4	5	6	7	8	9
---	---	---	---	---	---	---	---	---

1	2	3	4	5	6	7	8	9
---	---	---	---	---	---	---	---	---

1	2	3	4	5	6	7	8	9
---	---	---	---	---	---	---	---	---

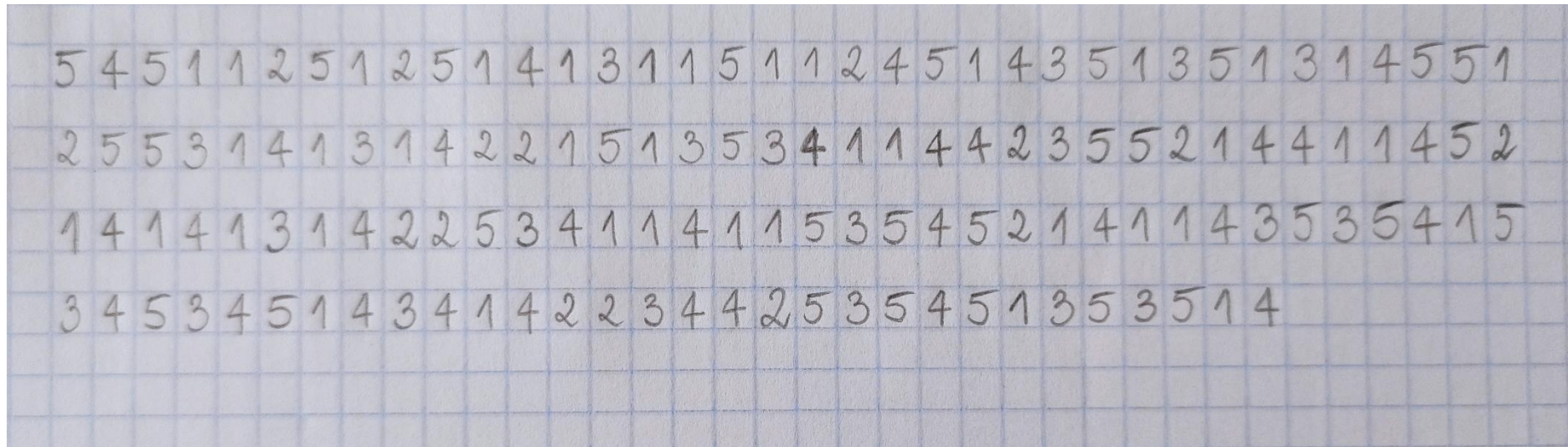
1	2	3	4	5	6	7	8	9
---	---	---	---	---	---	---	---	---

Materiały dodatkowe do scenariusza 2 „Szyfry”

Materiał pomocniczy 5 (**Poufny!**) – Szachownica Polibiusza (Rozwiązanie zadania nr. 3)

	1	2	3	4	5	6	7	8	9
1	A	B	C	D	E				
2	F	G	H	I/J	K				
3	L	M	N	O	P				
4	Q	R	S	T	U				
5	V	W	X	Y	Z				
6									
7									
8									
9									

Zadanie 4




5 4 5 1 1 2 5 1 2 5 1 4 1 3 1 1 5 1 1 2 4 5 1 4 3 5 1 3 5 1 3 1 4 5 5 1
2 5 5 3 1 4 1 3 1 4 2 2 1 5 1 3 5 3 4 1 1 4 4 2 3 5 5 2 1 4 4 1 1 4 5 2
1 4 1 4 1 3 1 4 2 2 5 3 4 1 1 4 1 1 5 3 5 4 5 2 1 4 1 1 4 3 5 3 5 4 1 5
3 4 5 3 4 5 1 4 3 4 1 4 2 2 3 4 4 2 5 3 5 4 5 1 3 5 3 5 1 4

Rozwiązanie dla edukatora:Wiadomość:

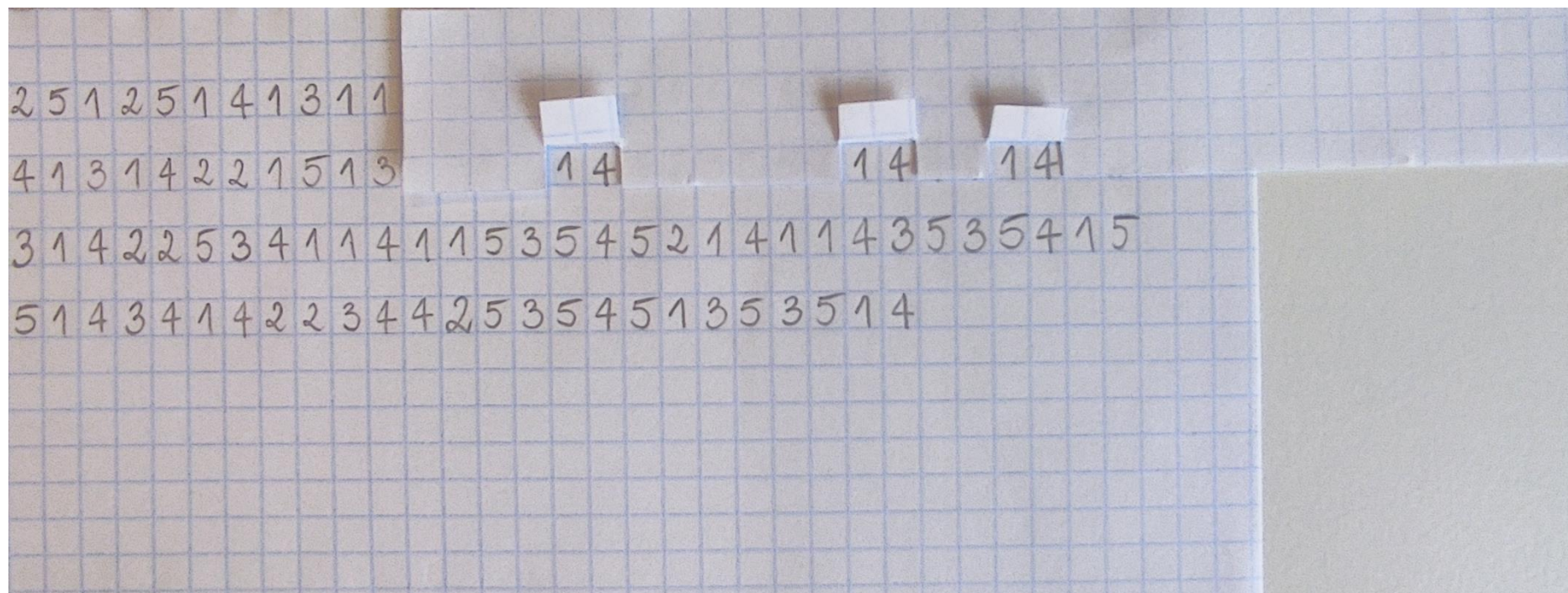
Delegat. Cel następnego ataku to Warszawa. Zaatakować od zachodu. Iona Jakir, Odessa

Materiał pomocniczy 6 (**Poufny**) – Grzebień. Do samodzielnego zrobienia z wykorzystaniem papieru w kratkę 0,5 cm (schemat poglądowy).



Materiały dodatkowe do scenariusza 2 „Szyfry”

Materiał pomocniczy 7 (**Poufny**) – Użycie „grzebień”. Do samodzielnego zrobienia z wykorzystaniem papieru w kratkę 0,5 cm (schemat poglądowy).



Materiał pomocniczy 7 (**Poufny!**) – Szyfr bolszewicki (Rozwiązanie zadania nr. 4)

	1	2	3	4	5	6	7	8	9
1	C	L	T	A	U				
2	V	K	M	F	G				
3	P	B	Q	I/J	S				
4	W	R	H	Y	N				
5	E	Z	O	D	X				
6									
7									
8									
9									